






5.3.2 Recalibration

Throttle position sensor should be recalibrated if error code E30 displays.

 Users should calibrate the throttle **strictly** as below steps.

Recalibration process	LCD Displaying
<p>Step1: Long press “^” button for 10s until “CAL FO” displays.</p>	
<p>Step2: Push the throttle to the maximum forward power position, then press “^” button. “CAL ST” will display and “CAL” will be blinking.</p>	
<p>Step3: Pull the throttle to the middle (zero) position where you can hear a click sound, then press “^” button, “CAL bA” will display and “CAL” will be blinking.</p>	
<p>Step4: Pull the throttle to the maximum backward power position, then press “^” button. “CAL FO” will display and calibration is completed. A blinking “RESET” will display to remind you to reset the throttle to zero position.</p>	
<p>Step5: Push the throttle to zero position and press the “M” button and return to the main page.</p>	